

**SHEET KEY PLAN :**

**NOTES :**

- THIS DRAWING SHOULD BE READ IN CONJUNCTION WITH DRAWING Nos. 70012806-05-TMO-EX-02 TO 70012806-05-TMO-EX-05 & 70012806-05-TMO-PR-01 TO 70012806-05-TMO-PR-06
- REFER TO TABLE ON DRAWING No. 70012806-05-TMO-PR-06 FOR TOTAL PROVISION OF WAITING / LOADING FEATURES

**KEY**

**WAITING / LOADING FEATURE TYPE AND RESTRICTION**

<b>P1</b>	PAY TO PARK BAY TYPE 1 : MON - SAT 8.30am - 6.30pm, MAX STAY 4 HOURS, NO RETURN WITHIN 1 HOUR
<b>P2</b>	PAY TO PARK BAY TYPE 2 : MON - SAT 8.30am - 6.30pm, MAX STAY 20 MINS, NO RETURN WITHIN 1 HOUR 6.30pm - 8.30am NO STOPPING EXCEPT TAXIS
<b>D</b>	DISABLED PARKING BAY AT ANY TIME, ON MON - FRI, 8.30am - 6.30am, MAX STAY 4 HOURS, NO RETURN WITHIN 1 HOUR
<b>R</b>	RESIDENTS PARKING BAY (WESTMINSTER E) AT ANY TIME
<b>T</b>	TAXI BAY AT ANY TIME NO STOPPING EXCEPT TAXIS
<b>DR</b>	DOCTORS PARKING BAY 8.00am - 8.00pm
<b>L1</b>	LOADING BAY TYPE 1 AT ANY TIME, MAX STAY 20 MINS, NO RETURN WITHIN 1 HOUR
<b>L2</b>	LOADING BAY TYPE 2 GOODS VEHICLES LOADING ONLY MON - SAT, 7.00am - 10.00pm MAX STAY 1 HOUR, NO RETURN WITHIN 1 HOUR

**SINGLE YELLOW LINE**  
NO WAITING: MON - SAT, 8.30am - 6.30pm

**SINGLE YELLOW LINE**  
NO WAITING: MON - SAT, 8.30am - 6.30pm,  
NO LOADING: MON - SAT, MIDDAY - 6.30pm

**DOUBLE YELLOW LINE**  
NO WAITING: AT ANY TIME

**DOUBLE YELLOW LINE + SINGLE YELLOW KERB MARKINGS**  
NO WAITING: AT ANY TIME &  
NO LOADING: MON - FRI, 8.30am - 6.30pm &  
SAT 8.30am - 1.30pm

**DOUBLE YELLOW LINE + SINGLE YELLOW KERB MARKINGS**  
NO WAITING: AT ANY TIME,  
NO LOADING: MON - SAT, 7.00am - 7.00pm

**DOUBLE YELLOW LINE + DOUBLE YELLOW KERB MARKINGS**  
NO WAITING: AT ANY TIME &  
NO LOADING: AT ANY TIME

**EXISTING TYPE 1 CYCLE STAND**

**EXISTING TYPE 2 CYCLE STAND**

**EXISTING TYPE 1 CYCLE STAND TO BE REMOVED TO TIP**

**EXISTING TYPE 2 CYCLE STAND TO BE REMOVED TO TIP**

A	28.07.2017	TVC	CONSTRUCTION ISSUE		
REV	DATE	BY	DESCRIPTION	CHK	APD

**DRAWING STATUS**

**FOR CONSTRUCTION**

**CONWAY** **WSP**

25 Mandela Way, London, SE1 5SZ  
www.fmconway.co.uk www.wsp.com

**CITY OF WESTMINSTER**

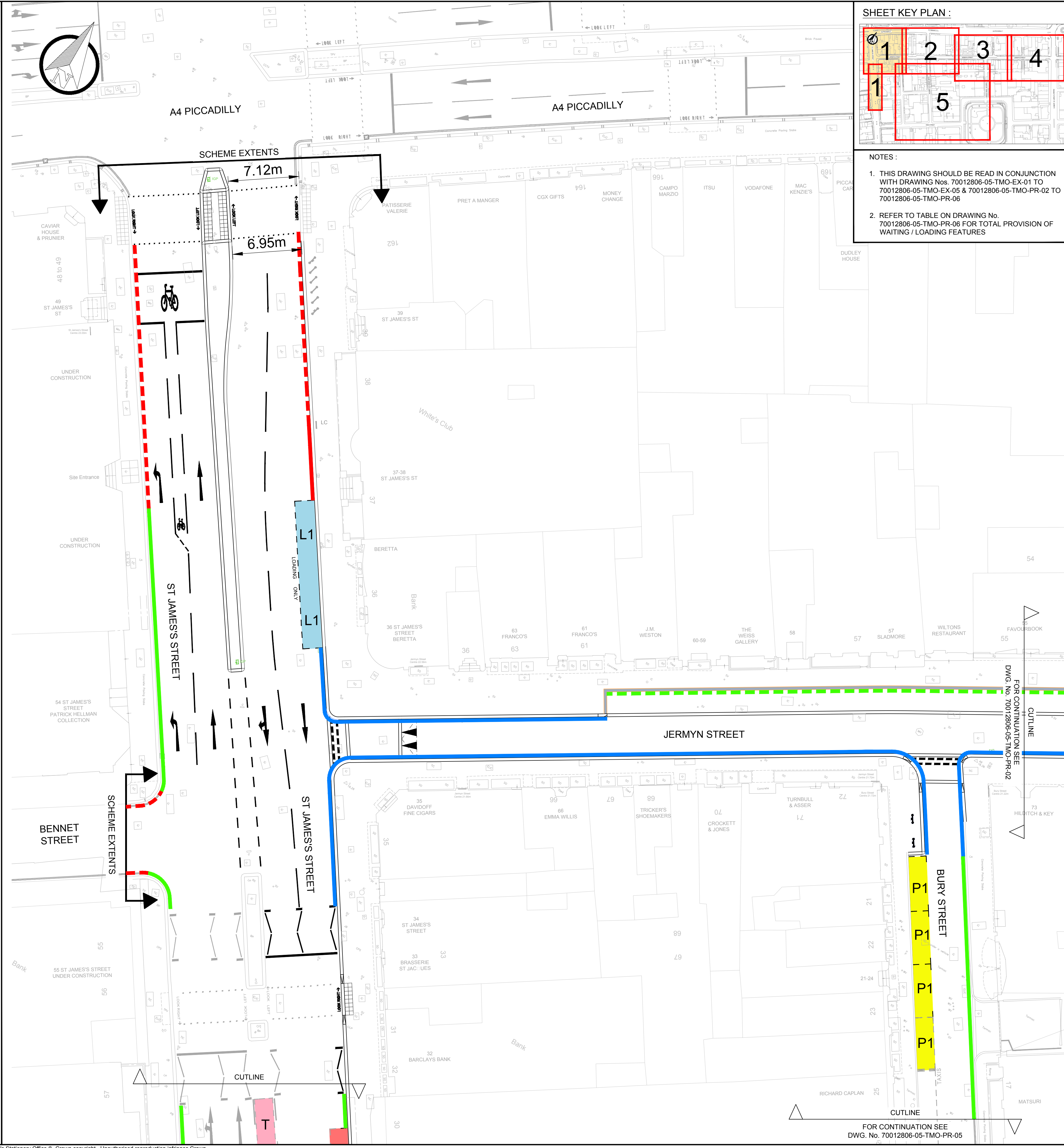
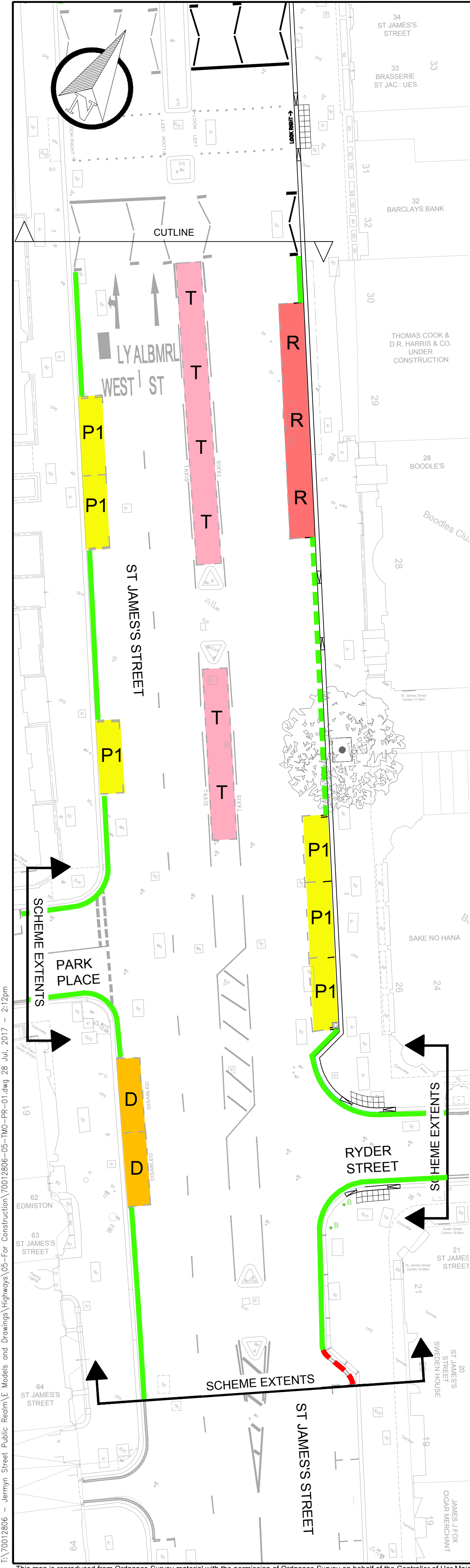
**JERMYN STREET  
PUBLIC REALM IMPROVEMENTS**

**TMO CONSULTATION  
EXISTING PARKING / LOADING RESTRICTIONS  
SHEET 1 OF 5**

SCALE @ A1 1:200	DATE 28.07.2017	DESIGN/DRAWN PO/PAD	CHECKED AK	APPROVED PF	SHT A1
JOB No. WWESA1481	BRIEF/DSS No. 23005		REV. A		

**DRAWING No.** 70012806-05-TMO-EX-01





**SHEET KEY PLAN :**

**NOTES :**

- THIS DRAWING SHOULD BE READ IN CONJUNCTION WITH DRAWING Nos. 70012806-05-TMO-EX-01 TO 70012806-05-TMO-EX-05 & 70012806-05-TMO-PR-02 TO 70012806-05-TMO-PR-06
- REFER TO TABLE ON DRAWING No. 70012806-05-TMO-PR-06 FOR TOTAL PROVISION OF WAITING / LOADING FEATURES

**KEY**

**WAITING / LOADING FEATURE TYPE AND RESTRICTION**

**P1** PAY TO PARK BAY TYPE 1 :  
MON - SAT, 8.30am - 6.30pm,  
MAX STAY 4 HOURS,  
NO RETURN WITHIN 1 HOUR

**P2** PAY TO PARK BAY TYPE 2 :  
MON - SAT 8.30am - 6.30pm,  
MAX STAY 20 MINS,  
NO RETURN WITHIN 1 HOUR  
6.30pm - 8.30am  
NO STOPPING EXCEPT TAXIS

**P3** PAY TO PARK BAY TYPE 3 :  
MON - SAT, MIDDAY - 6.30pm,  
MAX STAY 4 HOURS,  
NO RETURN WITHIN 1 HR  
NO WAITING: MON-SAT, MIDNIGHT - MIDDAY  
DISABLED PARKING BAY

**D** AT ANY TIME,  
MAX STAY 4 HOURS ON MON - FRI, 8.30am - 6.30pm,  
NO RETURN WITHIN 1 HOUR

**R** RESIDENTS PARKING BAY (WESTMINSTER E)  
AT ANY TIME

**T** TAXI BAY  
AT ANY TIME  
NO STOPPING EXCEPT TAXIS

**DR** DOCTORS PARKING BAY  
8.00am - 8.00pm

**L1** LOADING BAY TYPE 1  
AT ANY TIME, MAX STAY 20 MINS,  
NO RETURN WITHIN 1 HOUR

**L2** LOADING BAY TYPE 2  
GOODS VEHICLES LOADING ONLY  
MON - SAT, 7.00am - 10.00pm  
MAX STAY 1 HOUR  
NO RETURN WITHIN 1 HR

**L3** LOADING BAY TYPE 3  
MON - SAT, 8.30am - 6.30pm  
MAX STAY 1 HOUR,  
NO RETURN WITHIN 1 HOUR

**SINGLE YELLOW LINE**  
NO WAITING: MON - SAT, 8.30am - 6.30pm

**SINGLE YELLOW LINE + SINGLE YELLOW KERB MARKINGS**  
NO WAITING: MON - SAT, 8.30am - 6.30pm,  
NO LOADING: MON - SAT, MIDDAY - 6.30pm

**DOUBLE YELLOW LINE**  
NO WAITING: AT ANY TIME

**DOUBLE YELLOW LINE + SINGLE YELLOW KERB MARKINGS**  
NO WAITING: AT ANY TIME &  
NO LOADING: MON - FRI, 8.30am - 6.30pm &  
SAT 8.30am - 1.30pm

**DOUBLE YELLOW LINE + SINGLE YELLOW KERB MARKINGS**  
NO WAITING: AT ANY TIME,  
NO LOADING: MON - SAT, 7.00am - 7.00pm

**DOUBLE YELLOW LINE + DOUBLE YELLOW KERB MARKINGS**  
NO WAITING: AT ANY TIME &  
NO LOADING: AT ANY TIME

**EXISTING TYPE 1 / TYPE 2 CYCLE STAND**

**PROPOSED TYPE 1 CYCLE STAND**

**PROPOSED TYPE 2 CYCLE STAND**

**FOR CONSTRUCTION**

**CONWAY** **wsp**

25 Mandela Way, London, SE1 5SZ  
www.fmcconway.co.uk www.wsp.com

**CITY OF WESTMINSTER**

**JERMYN STREET  
PUBLIC REALM IMPROVEMENTS**

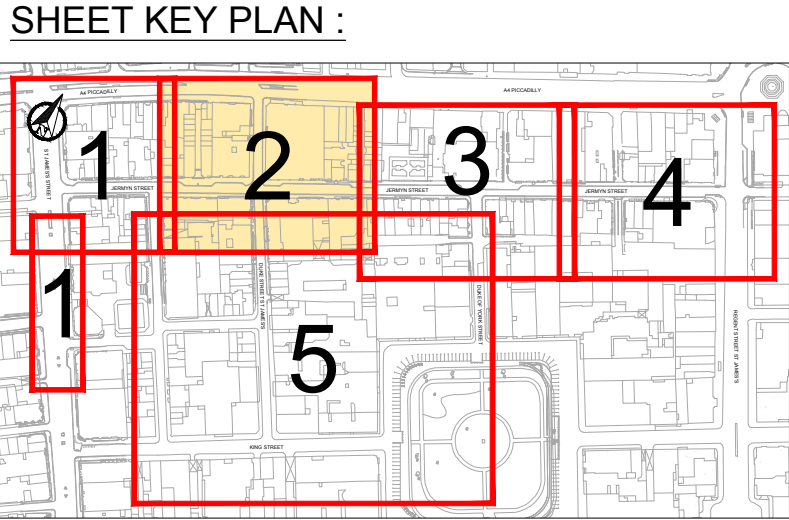
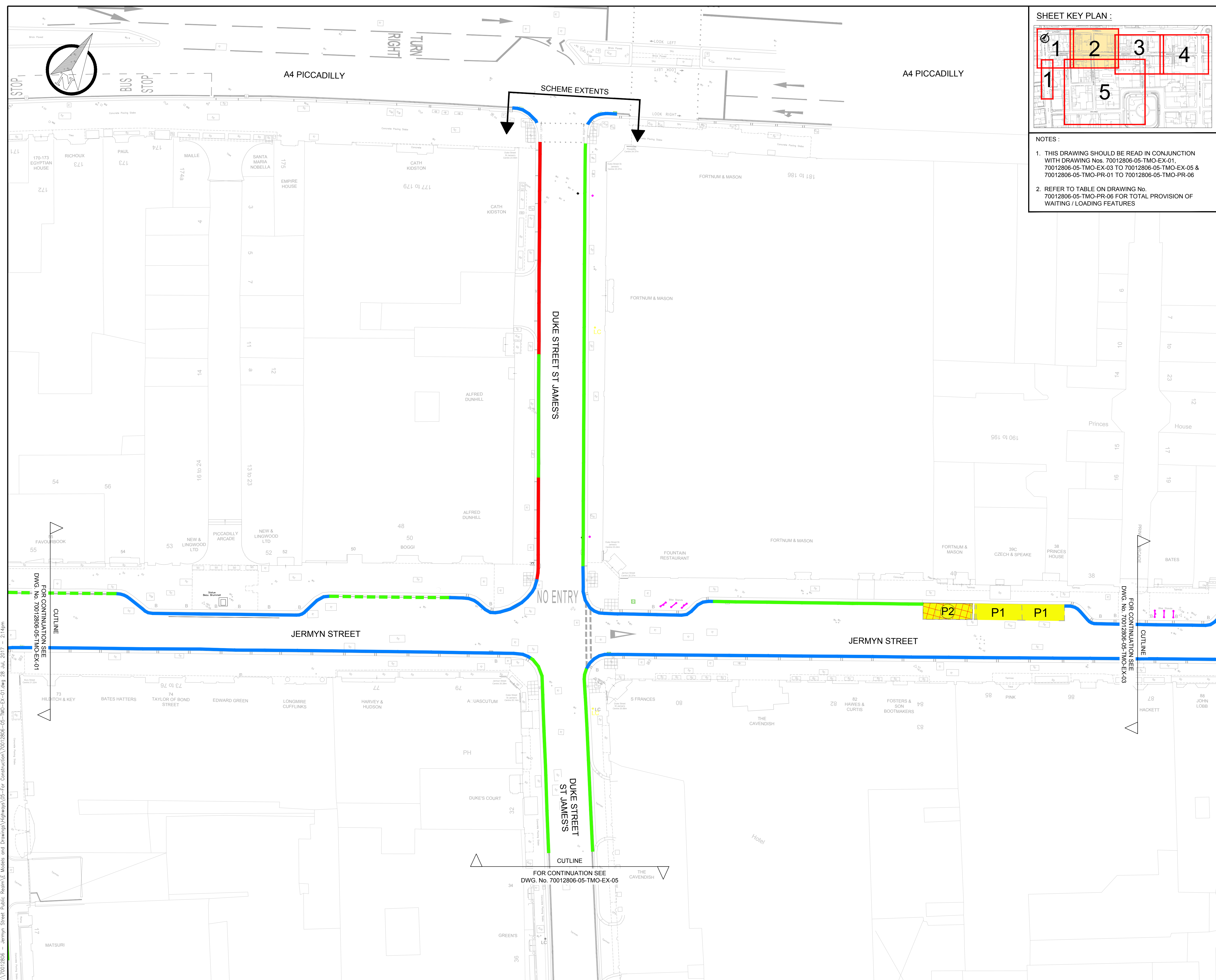
**TMO CONSULTATION  
PROPOSED PARKING / LOADING RESTRICTIONS**

**SHEET 1 OF 6**

SCALE @ A1	DATE	DESIGN/DRAWN	CHECKED	APPROVED	SHT
1:200	28.07.2017	PO/PAD	AK	PF	A1

JOB No.	BRIEF/DSS No.	DRAWING No.	REV.
WWESA1481	23005	70012806-05-TMO-PR-01	A





- NOTES :**
- THIS DRAWING SHOULD BE READ IN CONJUNCTION WITH DRAWING Nos. 70012806-05-TMO-EX-01, 70012806-05-TMO-EX-03 TO 70012806-05-TMO-EX-05 & 70012806-05-TMO-PR-01 TO 70012806-05-TMO-PR-06
  - REFER TO TABLE ON DRAWING No. 70012806-05-TMO-PR-06 FOR TOTAL PROVISION OF WAITING / LOADING FEATURES

KEY	
WAITING / LOADING FEATURE TYPE AND RESTRICTION	
P1	PAY TO PARK BAY TYPE 1 : MON - SAT 8.30am - 6.30pm, MAX STAY 4 HOURS, NO RETURN WITHIN 1 HOUR
P2	PAY TO PARK BAY TYPE 2 : MON - SAT 8.30am - 6.30pm, MAX STAY 20 MINS, NO RETURN WITHIN 1 HOUR 6.30pm - 8.30am NO STOPPING EXCEPT TAXIS DISABLED PARKING BAY AT ANY TIME, ON MON - FRI, 8.30am - 6.30am, MAX STAY 4 HOURS, NO RETURN WITHIN 1 HOUR
D	RESIDENTS PARKING BAY (WESTMINSTER E) AT ANY TIME
R	TAXI BAY AT ANY TIME NO STOPPING EXCEPT TAXIS
T	DOCTORS PARKING BAY 8.00am - 8.00pm
DR	LOADING BAY TYPE 1 AT ANY TIME, MAX STAY 20 MINS, NO RETURN WITHIN 1 HOUR
L1	LOADING BAY TYPE 2 GOODS VEHICLES LOADING ONLY MON - SAT, 7.00am - 10.00pm MAX STAY 1 HOUR, NO RETURN WITHIN 1 HOUR
L2	SINGLE YELLOW LINE NO WAITING: MON - SAT, 8.30am - 6.30pm SINGLE YELLOW LINE NO WAITING: MON - SAT, 8.30am - 6.30pm, NO LOADING: MON - SAT, MIDDAY - 6.30pm
	DOUBLE YELLOW LINE NO WAITING: AT ANY TIME
	DOUBLE YELLOW LINE + SINGLE YELLOW KERB MARKINGS NO WAITING: AT ANY TIME & NO LOADING: MON - FRI, 8.30am - 6.30pm & SAT 8.30am - 1.30pm
	DOUBLE YELLOW LINE + SINGLE YELLOW KERB MARKINGS NO WAITING: AT ANY TIME, NO LOADING: MON - SAT, 7.00am - 7.00pm
	DOUBLE YELLOW LINE + DOUBLE YELLOW KERB MARKINGS NO WAITING: AT ANY TIME & NO LOADING: AT ANY TIME
	EXISTING TYPE 1 CYCLE STAND
	EXISTING TYPE 2 CYCLE STAND
	EXISTING TYPE 1 CYCLE STAND TO BE REMOVED TO TIP
	EXISTING TYPE 2 CYCLE STAND TO BE REMOVED TO TIP

REV	DATE	BY	DESCRIPTION	CHK	APD
A	28.07.2017	TYC	CONSTRUCTION ISSUE		

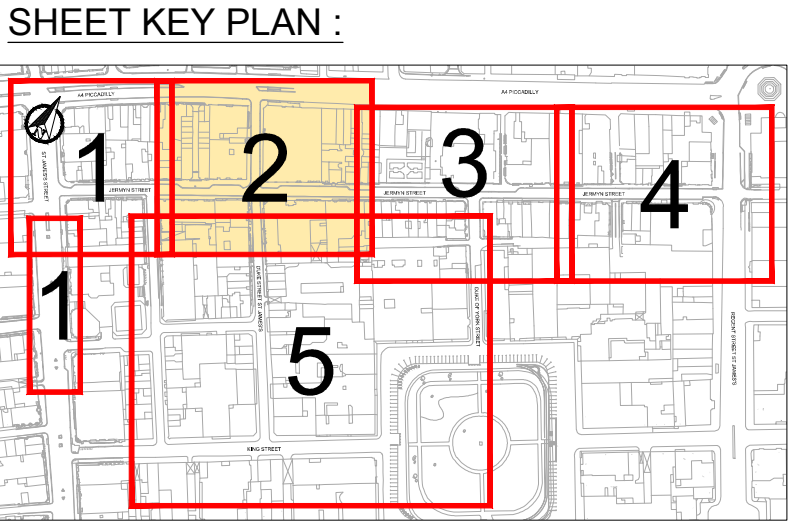
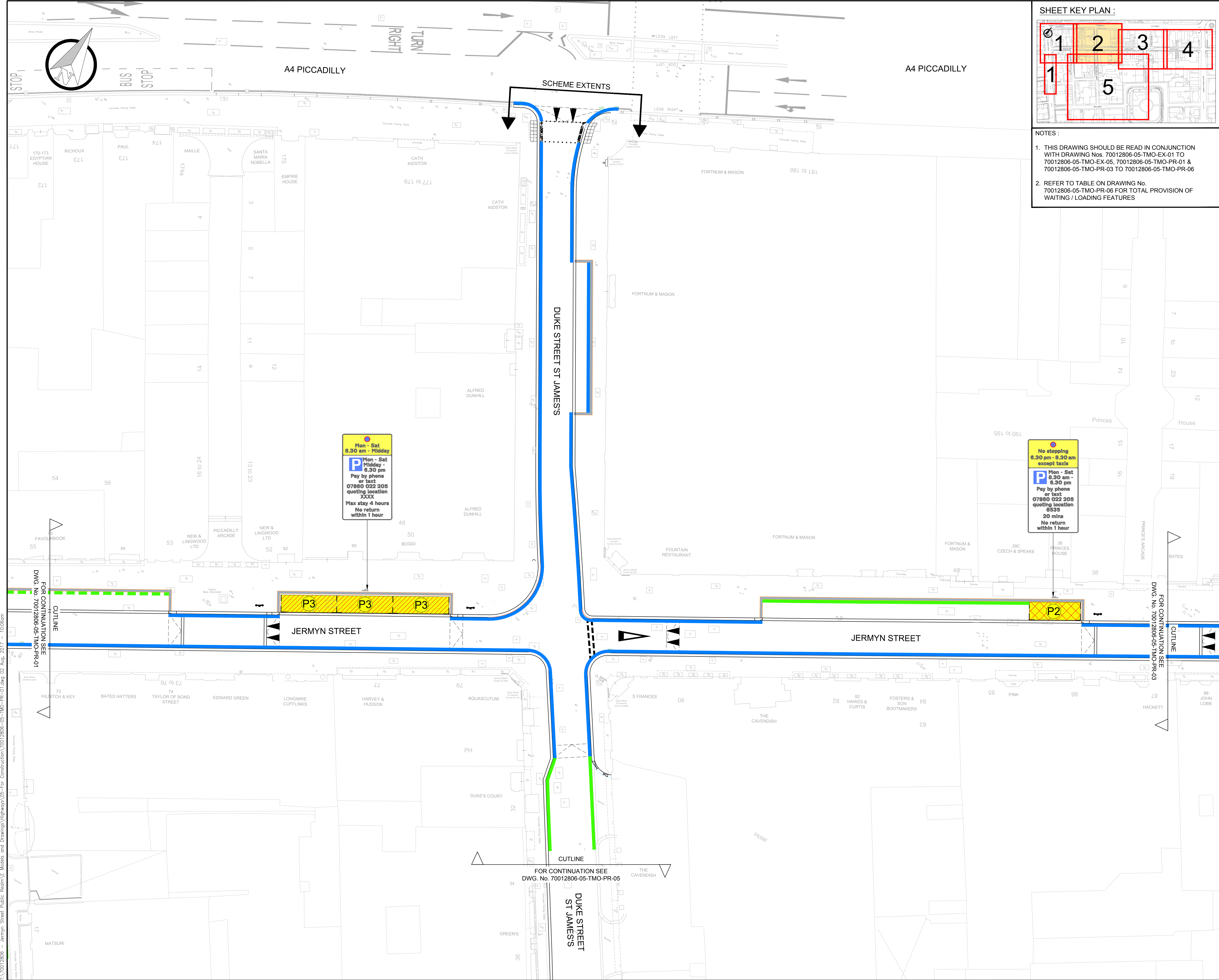
**DRAWING STATUS**

**FOR CONSTRUCTION**

25 Mandela Way, London, SE1 5SZ  
www.fmconway.co.uk www.wsp.com

CLIENT	
City of Westminster	
PROJECT	
JERMYN STREET PUBLIC REALM IMPROVEMENTS	
TITLE	
TMO CONSULTATION EXISTING PARKING / LOADING RESTRICTIONS SHEET 2 OF 5	
SCALE @ A1 1:200	DATE 28.07.2017
DESIGN/DRAWN PO/PAD	CHECKED AK
APPROVED PF	SHT A1
JOB No. WWESA1481	BRIEF/DSS No. 23005
DRAWING No. 70012806-05-TMO-EX-02	REV. A





NOTES :

1. THIS DRAWING SHOULD BE READ IN CONJUNCTION WITH DRAWING Nos. 70012806-05-TMO-EX-01 TO 70012806-05-TMO-EX-05, 70012806-05-TMO-PR-01 & 70012806-05-TMO-PR-03 TO 70012806-05-TMO-PR-06

2. REFER TO TABLE ON DRAWING No. 70012806-05-TMO-PR-06 FOR TOTAL PROVISION OF WAITING / LOADING FEATURES

KEY	
WAITING / LOADING FEATURE TYPE AND RESTRICTION	
	PAY TO PARK BAY TYPE 1 : MON - SAT, 8.30am - 6.30pm, MAX STAY 4 HOURS, NO RETURN WITHIN 1 HOUR
	PAY TO PARK BAY TYPE 2 : MON - SAT 8.30am - 6.30pm, MAX STAY 20 MINS, NO RETURN WITHIN 1 HOUR 6.30pm - 8.30am NO STOPPING EXCEPT TAXIS
	PAY TO PARK BAY TYPE 3 : MON - SAT, MIDDAY - 6.30pm, MAX STAY 4 HOURS, NO RETURN WITHIN 1 HR NO WAITING: MON-SAT, MIDNIGHT - MIDDAY DISABLED PARKING BAY
	AT ANY TIME, MAX STAY 4 HOURS ON MON - FRI, 8.30am - 6.30pm, NO RETURN WITHIN 1 HOUR
	RESIDENTS PARKING BAY (WESTMINSTER E) AT ANY TIME
	TAXI BAY AT ANY TIME NO STOPPING EXCEPT TAXIS
	DOCTORS PARKING BAY 8.00am - 8.00pm
	LOADING BAY TYPE 1 AT ANY TIME, MAX STAY 20 MINS, NO RETURN WITHIN 1 HOUR
	LOADING BAY TYPE 2 GOODS VEHICLES LOADING ONLY MON - SAT, 7.00am - 10.00pm MAX STAY 1 HOUR NO RETURN WITHIN 1 HR
	LOADING BAY TYPE 3 MON - SAT, 8.30am - 6.30pm MAX STAY 1 HOUR, NO RETURN WITHIN 1 HOUR
	SINGLE YELLOW LINE NO WAITING: MON - SAT, 8.30am - 6.30pm
	SINGLE YELLOW LINE + SINGLE YELLOW KERB MARKINGS NO WAITING : MON - SAT, 8.30am - 6.30pm, NO LOADING : MON - SAT, MIDDAY - 6.30pm
	DOUBLE YELLOW LINE NO WAITING : AT ANY TIME
	DOUBLE YELLOW LINE + SINGLE YELLOW KERB MARKINGS NO WAITING : AT ANY TIME & NO LOADING : MON - FRI, 8.30am - 6.30pm & SAT 8.30am - 1.30pm
	DOUBLE YELLOW LINE + SINGLE YELLOW KERB MARKINGS NO WAITING : AT ANY TIME, NO LOADING : MON - SAT, 7.00am - 7.00pm
	DOUBLE YELLOW LINE + DOUBLE YELLOW KERB MARKINGS NO WAITING : AT ANY TIME & NO LOADING : AT ANY TIME
	EXISTING TYPE 1 / TYPE 2 CYCLE STAND
	PROPOSED TYPE 1 CYCLE STAND
	PROPOSED TYPE 2 CYCLE STAND

REV	DATE	BY	DESCRIPTION	CHK	APD
A	28.07.2017	TVC	CONSTRUCTION ISSUE		

DRAWING STATUS

FOR CONSTRUCTION

25 Mandela Way, London, SE1 5SZ  
www.fmconway.co.uk www.wsp.com

CLIENT

PROJECT

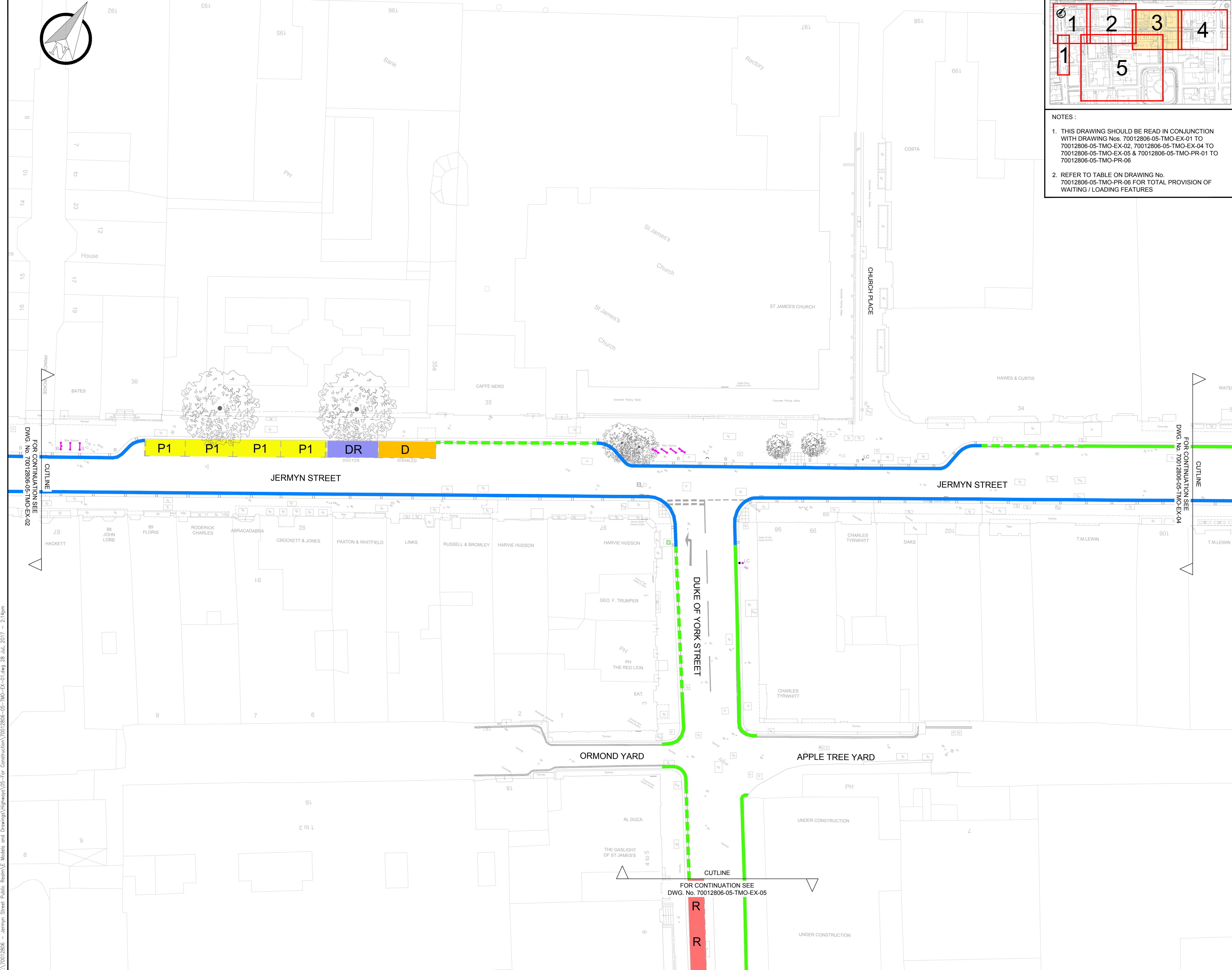
JERMYN STREET  
PUBLIC REALM IMPROVEMENTS

TITLE

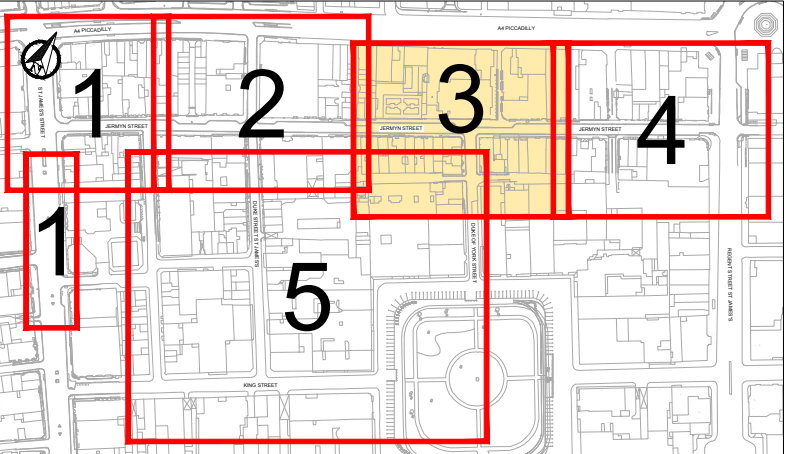
TMO CONSULTATION  
PROPOSED PARKING / LOADING RESTRICTIONS  
SHEET 2 OF 6

SCALE @ A1 1:200	DATE 28.07.2017	DESIGN/DRAWN PO/PAD	CHECKED AK	APPROVED PF	SHT A1
JOB No. WWESA1481		BRIEF/DSB No. 23005			
DRAWING No. 70012806-05-TMO-PR-02					REV. A





SHEET KEY PLAN :



NOTES :

1. THIS DRAWING SHOULD BE READ IN CONJUNCTION WITH DRAWING Nos. 70012806-05-TMO-EX-01 TO 70012806-05-TMO-EX-02, 70012806-05-TMO-EX-04 TO 70012806-05-TMO-EX-05 & 70012806-05-TMO-PR-01 TO 70012806-05-TMO-PR-06
2. REFER TO TABLE ON DRAWING No. 70012806-05-TMO-PR-06 FOR TOTAL PROVISION OF WAITING / LOADING FEATURES

KEY

- WAITING / LOADING FEATURE TYPE AND RESTRICTION
- P1** PAY TO PARK BAY TYPE 1 :  
MON - SAT 8.30am - 6.30pm,  
MAX STAY 4 HOURS,  
NO RETURN WITHIN 1 HOUR
- P2** PAY TO PARK BAY TYPE 2 :  
MON - SAT 8.30am - 6.30pm,  
MAX STAY 20 MINS,  
NO RETURN WITHIN 1 HOUR  
6.30pm - 8.30am  
NO STOPPING EXCEPT TAXIS  
DISABLED PARKING BAY  
AT ANY TIME,  
ON MON - FRI, 8.30am - 6.30am,  
MAX STAY 4 HOURS,  
NO RETURN WITHIN 1 HOUR
- D** RESIDENTS PARKING BAY (WESTMINSTER E)  
AT ANY TIME
- R** TAXI BAY  
AT ANY TIME  
NO STOPPING EXCEPT TAXIS
- T** DOCTORS PARKING BAY  
8.00am - 8.00pm
- DR** LOADING BAY TYPE 1  
AT ANY TIME,  
MAX STAY 20 MINS,  
NO RETURN WITHIN 1 HOUR
- L1** LOADING BAY TYPE 2  
GOODS VEHICLES LOADING ONLY  
MON - SAT, 7.00am - 10.00pm  
MAX STAY 1 HOUR,  
NO RETURN WITHIN 1 HOUR
- L2** SINGLE YELLOW LINE  
NO WAITING: MON - SAT, 8.30am - 6.30pm
- SINGLE YELLOW LINE  
NO WAITING : MON - SAT, 8.30am - 6.30pm,  
NO LOADING : MON - SAT, MIDDAY - 6.30pm
- DOUBLE YELLOW LINE  
NO WAITING : AT ANY TIME
- DOUBLE YELLOW LINE + SINGLE YELLOW  
KERB MARKINGS  
NO WAITING : AT ANY TIME &  
NO LOADING : MON - FRI, 8.30am - 6.30pm &  
SAT 8.30am - 1.30pm
- DOUBLE YELLOW LINE + SINGLE YELLOW  
KERB MARKINGS  
NO WAITING : AT ANY TIME,  
NO LOADING : MON - SAT, 7.00am - 7.00pm
- DOUBLE YELLOW LINE + DOUBLE YELLOW  
KERB MARKINGS  
NO WAITING : AT ANY TIME &  
NO LOADING : AT ANY TIME
- EXISTING TYPE 1 CYCLE STAND
- EXISTING TYPE 2 CYCLE STAND
- EXISTING TYPE 1 CYCLE STAND TO BE  
REMOVED TO TIP
- EXISTING TYPE 2 CYCLE STAND TO BE  
REMOVED TO TIP

REV	DATE	BY	DESCRIPTION	CHK	APD
A	28.07.2017	TYC	CONSTRUCTION ISSUE		

DRAWING STATUS

FOR CONSTRUCTION



25 Mandela Way, London, SE1 5SZ  
www.fmconway.co.uk www.wsp.com

CLIENT



PROJECT

JERMYN STREET  
PUBLIC REALM IMPROVEMENTS

TITLE

TMO CONSULTATION  
EXISTING PARKING / LOADING RESTRICTIONS  
SHEET 3 OF 5

SCALE @ A1	DATE	DESIGN/DRAWN	CHECKED	APPROVED	SHT
1:200	28.07.2017	PO/PAD	AK	PF	A1

JOB No.	BRIEF/DSS No.
WWESA1481	23005

DRAWING No.	REV.
70012806-05-TMO-EX-03	A